

College Code : 7631



ಎಸ್.ಈ.ಎ. ವಿಜ್ಞಾನ ವಾಣಿಜ್ಯ ಮತ್ತು ಕಲಾ ಕಾಲೇಜು

(ಬೆಂಗಳೂರು ಉತ್ತರ ವಿಶ್ವವಿದ್ಯಾಲಯದಿಂದ ಸಂಯೋಜನೆಗೊಂಡಿದೆ ಹಾಗೂ ಕರ್ನಾಟಕ ಸರ್ಕಾರದಿಂದ ಮಾನ್ಯತೆ ಪಡೆದಿದೆ)

S.E.A COLLEGE OF SCIENCE, COMMERCE & ARTS

(Affiliated to Bengaluru North University, and Recognized by Govt. of Karnataka)

NAAC Accredited with 'B' Grade

Ektanagar, A. Krishnappa Circle Ayyappanagar, Devasandra Main Road, Virgonagar Post, K.R. Puram, Bengaluru -560 049.

Tel. : 25613741 / 42 Fax : 25613418 Mob : 9900732511 E-Mail: priseadegree@gmail.com Website : www.seadegree.ac.in

Course Outcome-Program Outcome Attainment Manual

[2018-19]

A. Methodology of Attainment calculation

Key Words:

Outcome Based Education (OBE) is a student -centric teaching and learning methodology in which the course delivery, assessment and evaluation is planned to achieve stated objectives and outcomes. It focuses on measuring student performance.

Program Outcomes (PO): Program outcomes are statements that describe the knowledge, skills and graduate attributes, which students should acquire at the time of their graduation. It focuses on measuring the student's performance holistically. The program outcome attainment focuses on curricular, Co-curricular and extra-curricular activities in the teaching learning process.

Program Specific Outcomes (PSO): PSOs are outcome statements that are specific to the graduate attributes. It describes the specific skills a graduate will own after completing the respective program.

Course Outcomes (CO): COs are statements that describe the knowledge level of the students is expected to acquire at the end of each course. After extensive discussions at the department level, the COs are drafted by individual faculty and mapped with POs.

CO-PO Attainment Process

1.Course-Program Outcome Matrix:

Establishing the CO-PO matrix is an essential step in achieving OBE. The course-program outcome matrix indicates the co-relation between the course and program offered.

- 3-Indicates Substantial-High mapping scores (high contribution towards attainment)
- 2-Indicates Moderate-Medium mapping score (medium contribution towards attainment)
- 1-Indicates Slight-Low mapping score (some contribution towards attainment)

2. Defining Course Outcomes and setting target levels for Attainment of Course Outcomes by the respective departments:

The course outcomes are the statements that describe the knowledge and abilities acquired by the student at the end of each course. The focus is on attainment of skills rather than mere content. After discussions at the department level, the COs are formed and defined course-wise by individual faculty and subject co-ordinators and also the target level is set for attainment.

CO attainment levels:

Level-1: <50% students scored more than class average.

Level-2: >50% <60% students scored more than class average.

Level-3: >60% student score more than class average.

E.g., If level -2 is selected as a target, which indicates that 50% of the students score more than class average in that particular course.

3. CO attainment Methodology and the result of CO attainment: Same target is identified for all the Cos of a course.

External Examination-End Semester Examination

Average Attainment=No. of average students scoring more than class average/Total No. of students.

Attainment for External Examination=Average score as per scale (refer step 2) x 0.7..... (1) [0.7 -70 External marks for CBCS Scheme]
X0.6(for NEP) [0.6-60 External Marks for NEP Scheme]]

Internal Examination-Continuous Internal evaluation[CIE]

Average attainment= No. of average student scoring more than class average/Total No. of students.

Attainment for Internal examination= Average score as per scale (refer step 2) x 0.3..... (2) [0.3 -30 Internal marks for CBCS Scheme]
X0.4(for NEP) [0.4-40 Internal Marks for NEP Scheme]

The proportional weightages of semester End Examination and continuous Internal Evaluation will be as per the academic attainment levels. The weightages assigned is **70:30 respectively (for CBCS Scheme) and 60:40 (for NEP scheme).**

CO Attainment=**External examination attainment level (1) +Internal examination attainment level (2)**

Note: End Semester examination is conducted and evaluated by the university, it is to treat the average marks in end examination as the common attainment of all Cos.

4. Defining and set Target level for Attainment of Program Outcomes:

The PO attainment target level is set (at Level-4) by the department head in consultation with their faculty. It implies that, the department is aiming at minimum level-4 (Very Good) in the performance of the graduates under each program. The PO attainment levels are defined/set and stated as below:

PO Attainment Level:

Level-1: 0.5 and <1.0 - Poor

Level-2: >1.0 < 1.5 - Average

Level-3: >1.5 < 2.0 - Good

Level-4: >2.0 < 2.5 - Very Good

Level-5: >2.5 < 3.0 - Excellent

5. PO Attainment Methodology

PO attainment score = sum of COs of all courses / No of courses

6. Calculation of attainment levels using the above CO and PO Methodology:

MS Excel spreadsheet is used to calculate the attainment levels of Cos and Pos for all courses in the institution.

7. Actions for Course and Program Outcome Attainment:

The course having attainment lesser than level **Level-2**, shall be addressed by HOD and the remedial measures such as tutorials, remedial coaching by the respective department heads are undertaken. The PO having attainment level lesser than Level-4, will be addressed by the department and head of the institution for corrective action.

College Code : 7631



ಎಸ್.ಈ.ಎ. ವಿಜ್ಞಾನ ವಾಣಿಜ್ಯ ಮತ್ತು ಕಲಾ ಕಾಲೇಜು

(ಬೆಂಗಳೂರು ಉತ್ತರ ವಿಶ್ವವಿದ್ಯಾಲಯದಿಂದ ಸಂಯೋಜನೆಗೊಂಡಿದೆ ಹಾಗೂ ಕರ್ನಾಟಕ ಸರ್ಕಾರದಿಂದ ಮಾನ್ಯತೆ ಪಡೆದಿದೆ)

S.E.A COLLEGE OF SCIENCE, COMMERCE & ARTS

(Affiliated to Bengaluru North University, and Recognized by Govt. of Karnataka)

NAAC Accredited with 'B' Grade

Ektanagar, A. Krishnappa Circle Ayyappanagar, Devasandra Main Road, Virgonagar Post, K.R. Puram, Bengaluru -560 049.

Tel. : 25613741 / 42 Fax : 25613418 Mob : 9900732511 E-Mail: priseadegree@gmail.com Website : www.seadegree.ac.in

B. CO-PO Attainment Computation Sheet

B.Sc(CBL) Batch 2019-2022

Course Outcomes Level/Benchmark: For IA and External Examination														
Level - 1: Less than 50% Students scored more class average														
Level - 2: 50% students scored more than class average (Benchmark)														
Level - 3: Above 60% studentss scored more than class average														
The PO and CO attainment levels are difined/set as stated beloww:														
Level-1: 0.5 to 1.0 - poor														
Level-2: 1.0 to 1.5 - Average														
Level-3: 1.5 to 2.0 - Good														
Level-4: 2.0 to 2.5 - very Good (Benchmark)														
Level-5: 2.5 to 3.0 Excellent														
I Semester														
SL.No	Subject	Total Strength	Internal (30)					External (70)					Cos H+M	CO Attainment
			Average Score	Above avg.		CO Levels	CO Levels %0.3	Average Score	Above avg.		CO Levels	CO Levels %0.7		
				No.	%				No.	%				
1	Kannada	7	25	7	100.00	3	0.9	51	5	71.43	3	2.1	3	Attained
2	Sanskrit	1	28	1	100.00	3	0.9	58	1	100.00	3	2.1	3	Attained
3	Hindi	3	30	3	100.00	3	0.9	64	2	66.67	3	2.1	3	Attained
4	English	11	30	11	100.00	3	0.9	62	8	72.73	3	2.1	3	Attained
5	chem_II	11	30	7	63.64	3	0.9	61	4	36.36	1	0.7	1.6	Not Attained
6	Biotech-I I	11	29	10	90.91	3	0.9	60	7	63.64	3	2.1	3	Attained
7	L.S-II	11	29	9	81.82	3	0.9	60	7	63.64	3	2.1	3	Attained
8	EVS	11	30	11	100.00	3	0.9	62	6	54.55	2	1.4	2.3	Attained
9	Chem-IIP	11	15	11	100.00	3	0.9	31	8	72.73	3	2.1	3	Attained
10	L.S-IIP	11	14	10	90.91	3	0.9	30	8	72.73	3	2.1	3	Attained
11	BT-IIP	11	14	10	90.91	3	0.9	30	8	72.73	3	2.1	3	Attained
												Total	28.6	

Interpretation: From the above it can be noticed that out of 11 subjects ,10 subjects achieved the set level of attainment.

Action taken report: Extra classes to be conducted for the students who have not reached the attainment level.

II Semester														
SL.No	Subject	Total Strength	Internal (30)					External (70)					Cos H+M	CO Attainment
			Average Score	Above avg.		CO Levels	CO Levels %0.3	Average Score	Above avg.		CO Levels	CP Levels %0.7		
				No.	%				No.	%				
1	Kannada	7	25	7	100.00	3	0.9	51	5	71.43	3	2.1	3	Attained
2	Sanskrit	1	28	1	100.00	3	0.9	58	1	100.00	3	2.1	3	Attained
3	Hindi	3	30	3	100.00	3	0.9	64	2	66.67	3	2.1	3	Attained
4	English	11	30	11	100.00	3	0.9	62	8	72.73	3	2.1	3	Attained
5	chem_II	11	30	7	63.64	3	0.9	61	4	36.36	1	0.7	1.6	Not Attained
6	Biotech-II	11	29	10	90.91	3	0.9	60	7	63.64	3	2.1	3	Attained
7	L.S-II	11	29	9	81.82	3	0.9	60	7	63.64	3	2.1	3	Attained
8	CIH	11	30	11	100.00	3	0.9	62	6	54.55	2	1.4	2.3	Attained
9	Chem-II P	11	15	11	100.00	3	0.9	31	8	72.73	3	2.1	3	Attained
10	L.S-IIP	11	14	10	90.91	3	0.9	30	8	72.73	3	2.1	3	Attained
11	Bt-IIP	11	14	10	90.91	3	0.9	30	7	63.64	3	2.1	3	Attained
Total Cos													37.6	

Interpretation: From the above it can be noticed that out of 11 subjects ,10 subjects achieved the set level of attainment.

Action taken report: Additional content specific tests needs to be conducted for the subjects which have not attained.

III Semester

SL.No	Subject	Total Strength	Internal (30)					External (70)					Cos H+M	CO Attainment
			Average Score	Above avg.		CO Levels	CO Levels %0.3	Average Score	Above avg.		CO Levels	CP Levels %0.7		
				No.	%				No.	%				
1	Kannada	7	30	6	85.71	3	0.9	51	5	71.43	3	2.1	3	Attained
2	Sanskrit	1	30	1	100.00	3	0.9	36	1	100.00	3	2.1	3	Attained
3	Hindi	3	30	3	100.00	3	0.9	58	3	100.00	3	2.1	3	Attained
4	English	11	30	10	90.91	3	0.9	51	6	54.55	2	1.4	2.3	Attained
5	chem_III	11	30	10	90.91	3	0.9	38	5	45.45	1	0.7	1.6	Not Attained
6	Biotech-I II	11	29	9	81.82	3	0.9	31	3	27.27	1	0.7	1.6	Not Attained
7	L.S-III	11	29	8	72.73	3	0.9	56	7	63.64	3	2.1	3	Attained
8	CD	11	30	10	90.91	3	0.9	54	6	54.55	2	1.4	2.3	Attained
9	Chem-II IP	11	15	11	100.00	3	0.9	34	7	63.64	3	2.1	3	Attained
10	L.S-IIP	11	15	11	100.00	3	0.9	34	7	63.64	3	2.1	3	Attained
11	Bt-IIP	11	15	10	90.91	3	0.9	34	9	81.82	3	2.1	3	Attained
Total Cos												25.8		

Interpretation: From the above it can be noticed that out of 11 subjects, 9 subjects achieved the set level of attainment.

Action taken report: Question bank comprising important questions from the previous year's question papers are prepared and shared among students who have not attained the set target level of attainment.

IV Semester														
SL.No	Subject	Total Strength	Internal (30)					External (70)					Cos H+M	CO Attainment
			Average Score	Above avg.		CO Levels	CO Levels %0.3	Average Score	Above avg.		CO Levels	CP Levels %0.7		
				No.	%				No.	%				
1	Kannada	7	29	5	71.43	3	0.9	62	5	71.43	3	2.1	3	Attained
2	Sanskrit	1	30	1	100.00	3	0.9	61	1	100.00	3	2.1	3	Attained
3	Hindi	3	30	3	100.00	3	0.9	66	2	66.67	3	2.1	3	Attained
4	English	11	30	11	100.00	3	0.9	64	8	72.73	3	2.1	3	Attained
5	chem_IV	11	30	11	100.00	3	0.9	64	7	63.64	3	2.1	3	Attained
6	Biotech-IV	11	30	11	100.00	3	0.9	64	6	54.55	2	1.4	2.3	Attained
7	L.S-IV	11	30	11	100.00	3	0.9	64	6	54.55	2	1.4	2.3	Attained
8	PSD	11	30	11	100.00	3	0.9	64	7	63.64	3	2.1	3	Attained
9	Chem-I VP	11	29	11	100.00	3	0.9	63	7	63.64	3	2.1	3	Attained
10	L.S-IVP	11	29	11	100.00	3	0.9	61	8	72.73	3	2.1	3	Attained
11	Bt-IVP	11	29	11	100.00	3	0.9	61	8	72.73	3	2.1	3	Attained
												Total Cos	28.6	

Interpretation: From the above it can be noticed that out of 11 subjects ,11 subjects achieved the set level of attainment.

V Semester														
SL.No	Subject	Total Strength	Internal (30)					External (70)					Cos H+M	CO Attainment
			Average Score	Above avg.		CO Levels	CO Levels %0.3	Average Score	Above avg.		CO Levels	CP Levels %0.7		
				No.	%				No.	%				
1	Chem-V II	11	29	9	81.82	3	0.9	52	7	63.64	3	2.1	3	Attained
2	chem-VI II	11	29	6	54.55	2	0.6	46	6	54.55	2	1.4	2	Attained
3	LS-VII	11	29	9	81.82	3	0.9	60	6	54.55	2	1.4	2.3	Attained
4	LS-VIII	11	30	10	90.91	3	0.9	57	7	63.64	3	2.1	3	Attained
5	BT-VII	11	29	7	63.64	3	0.9	44	4	36.36	1	0.7	1.6	Not Attained
6	BT-VIII	11	29	6	54.55	2	0.6	59	6	54.55	2	1.4	2	Attained
7	CAI	11	30	11	100.00	3	0.9	41	6	54.55	2	1.4	2.3	Attained
8	Chem-V IIP	11	15	11	100.00	3	0.9	34	8	72.73	3	2.1	3	Attained
9	chem-VI IIP	11	14	11	100.00	3	0.9	33	6	54.55	2	1.4	2.3	Attained
10	LS-VIIP	11	15	11	100.00	3	0.9	32	8	72.73	3	2.1	3	Attained
11	LS-VIII P	11	15	11	100.00	3	0.9	32	9	81.82	3	2.1	3	Attained
12	BT-VIIP	11	15	11	100.00	3	0.9	32	11	100.00	3	2.1	3	Attained
13	BT-VIII P	11	14	11	100.00	3	0.9	32	7	63.64	3	2.1	3	Attained
												Total Cos	33.5	

Interpretation: From the above table it can be noticed that out of 13 subjects, 12 subjects have achieved the set level of attainment, one subject have not achieved the attainment.

Action taken report: Extra classes to be conducted for the students who have not reached the attainment level.

VI Semester														
SL.No	Subject	Total Strength	Internal (30)					External (70)					Cos H+M	CO Attainment
			Average Score	Above avg.		CO Levels	CO Levels %0.3	Average Score	Above avg.		CO Levels	CP Levels %0.7		
				No.	%				No.	%				
1	Chem-VII	11	29	9	81.82	3	0.9	52	7	63.64	3	2.1	3	Attained
2	chem-V III	11	29	6	54.55	2	0.6	46	6	54.55	2	1.4	2	Attained
3	LS-VII	11	29	9	81.82	3	0.9	60	6	54.55	2	1.4	2.3	Attained
4	LS-VIII	11	30	10	90.91	3	0.9	57	7	63.64	3	2.1	3	Attained
5	BT-VII	11	29	7	63.64	3	0.9	44	4	36.36	1	0.7	1.6	Not Attained
6	BT-VIII	11	29	6	54.55	2	0.6	59	6	54.55	2	1.4	2	Attained
7	CAI	11	30	11	100.00	3	0.9	41	6	54.55	2	1.4	2.3	Attained
8	Chem-VIIP	11	15	11	100.00	3	0.9	34	8	72.73	3	2.1	3	Attained
9	chem-V IIP	11	14	11	100.00	3	0.9	33	6	54.55	2	1.4	2.3	Attained
10	LS-VII P	11	15	11	100.00	3	0.9	32	8	72.73	3	2.1	3	Attained
11	LS-VIII P	11	15	11	100	3	0.9	33	9	81.82	3	2.1	3	Attained
12	BT-VII P	11	15	11	100	3	0.9	30	11	100.00	3	2.1	3	Attained

13	BT-VIII P	11	14	11	100	3	0.9	33	7	63.64	3	2.1	3	Attained
											Total Cos	33.5		

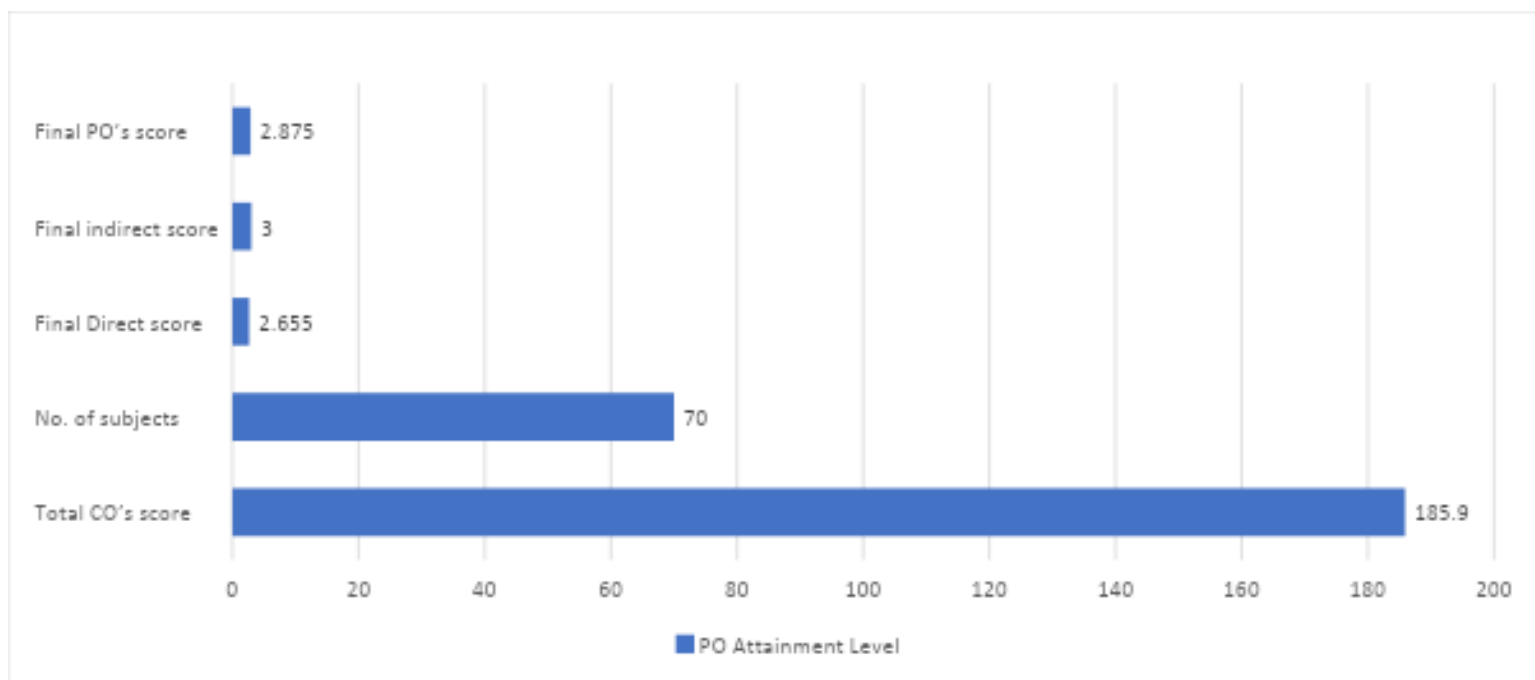
Interpretation: From the above table it can be noticed that out of 13 subjects, 12 subjects have achieved the set level of attainment, one subject has not achieved the attainment.

Action taken report: Extra classes to be conducted for the students who have not reached the attainment level.

PO Attainment level	
185.9	Total CO's score
70	No. of subjects
2.655	Final Direct score
3	Final indirect score
2.8275	Final PO's score
Attainment as per the P0 scale	Attained

Program Outcome Attainment:

The PO attainment for the batch 2019-2022 for the B.Sc. program is 2.827, as per the PO attainment scale it is level 5 ($>2.5 < 3.0$) which is excellent for this academic year. The target set was Level-5.



Abbreviations:

Chem-Chemistry

Chem P- Chemistry Practical

L.S-Life Science

L.S- Life Science practical

B.T-Biotechnology

B.T P-Biotechnology practical

PSD-Personality Skill Development

CIH-Constitution of India & Human rights

EVS-Environmental Studies

CD-Cultural & Diversity

B. Com Batch 2019-2022**Course Outcomes Level/Benchmark: For IA and External Examination****Level - 1: Less than 50% Students scored more class average****Level - 2: 50% students scored more than class average (Benchmark)****Level - 3: Above 60% students scored more than class average****The PO and CO attainment levels are defined/set as stated below:****Level-1: 0.5 to 1.0 - poor****Level-2: 1.0 to 1.5 - Average****Level-3: 1.5 to 2.0 - Good****Level-4: 2.0 to 2.5 - very Good (Benchmark)****Level-5: 2.5 to 3.0 Excellent****I Semester**

SL.No	Subject	Total Strength	Internal (30)					External (70)					Cos	CO Attainment
			Average Score	Above avg.		CO Levels	CO Levels %0.3	Average Score	Above avg.		CO Levels	CO Levels %0.7		
				No.	%				No.	%				
1	FA	79	27	34	43.04	1	0.3	52	35	44.30	1	0.7	1	Not Attained
2	IFS	79	25	32	40.51	1	0.3	52	29	36.71	1	0.7	1	Not Attained
3	MSM	79	28	53	67.09	3	0.9	53	47	59.49	2	1.4	2.3	Attained
4	IC	79	27	50	63.29	3	0.9	52	47	59.49	2	1.4	2.3	Attained
5	ENG	79	26	52	65.82	3	0.9	52	42	53.16	2	1.4	2.3	Attained
6	AEN	6	28	5	83.33	3	0.9	52	4	66.67	3	2.1	3	Attained
7	MAL	6	25	5	83.33	3	0.9	45	5	83.33	3	2.1	3	Attained
8	Kannada	49	27	10	20.41	1	0.3	55	30	61.22	3	2.1	2.4	Attained
9	Hindi	17	26	10	58.82	2	0.6	52	48	282.35	3	2.1	2.7	Attained
													Total Cos	20

Interpretation: From the above table it can be noticed that out of 9 subjects,7 subjects have achieved the set level of attainment, one subject have not achieved the attainment.

Action taken report: Extra classes to be conducted for the students who have not reached the attainment level.

III Semester														
SL.No	Subject	Total Strength	Internal (30)					External (70)					Cos H+M	CO Attainment
			Average Score	Above avg.		CO Levels	CO Levels %0.3	Average Score	Above avg.		CO Levels	CP Levels %0.7		
				No.	%				No.	%				
II Semester														
1	ENG	72	28	Internal (30)		3	0.9	40	External (70)		2	1.4	2.3	Attained
2	CPA	68	26	Above avg.		2	0.3	25	Above avg.		2	1.4	1.7	Not Attained
			Average Score	No.	%	CO Levels	CO Levels %0.3	Average Score	No.	%	CO Levels	CP Levels %0.7	H+M	Attainment
3	AFM	69	28	41	59.42	2	0.6	26	39	56.37	2	1.4	2.3	Not Attained
4	BUE	68	25	31	45.59	1	0.3	27	39	57.35	2	1.4	1.7	Not Attained
2	BLO	79	28	58	73.42	3	0.9	53	45	56.96	2	1.4	2.3	Attained
3	GAB	69	28	33	57.65	3	0.9	33	43	56.36	2	1.4	2.3	Attained
4	RRM	69	28	46	58.42	2	0.6	26	38	48.10	2	1.4	2.3	Not Attained
7	KAN	44	28	32	72.73	3	0.9	33	26	59.09	2	1.4	2.3	Attained
8	ENG	70	27	50	68.29	3	0.9	32	43	54.03	2	1.4	2.3	Attained
9	MAN	6	28	4	66.67	3	0.9	33	4	66.67	3	2.1	3	Attained
10	MAN	6	28	5	80.00	3	0.9	35	4	66.67	3	2.1	3	Attained
11	Kannada	69	28	36	52.94	2	0.6	24	37	53.47	2	1.4	2	Attained
9	Hindi	17	27	9	52.94	2	0.6	50	8	47.06	Total Cos 0.7		2.5	Not Attained
10	EVS	79	27	54	68.35	3	0.9	52	47	59.49	2	1.4	2.3	Attained
											Total Cos		22.1	

Interpretation: From the above table it can be noticed that out of 10 subjects, 7 subjects have achieved the set level of attainment, one subject have not achieved the attainment.

Action taken report: Extra classes to be conducted for the students who have not reached the attainment level

IV Semester

SL.No	Subject	Total Strength	Internal (30)					External (70)					Cos H+M	CO Attainment
			Average Score	Above avg.		CO Levels	CO Levels %0.3	Average Score	Above avg.		CO Levels	CP Levels %0.7		
				No.	%				No.	%				
1	KAN	40	28	30	75.00	3	0.9	56	25	62.50	3	2.1	3	Attained
2	HINDI	16	28	16	100.00	3	0.9	54	9	56.25	2	1.4	2.3	Attained
3	MAL	6	28	5	83.33	3	0.9	50	4	66.67	3	2.1	3	Attained
4	AEN	6	28	4	66.67	3	0.9	56	4	66.67	3	2.1	3	Attained
5	ACA	68	26	38	55.88	2	0.6	53	28	41.18	1	0.7	1.3	Not attained
6	CA	68	27	43	63.24	3	0.9	52	35	51.47	2	1.4	2.3	Attained
7	EBU	68	27	42	61.76	3	0.9	54	36	52.94	2	1.4	2.3	Attained
8	SCM	68	26	35	51.47	2	0.6	51	32	47.06	1	0.7	1.3	Not Attained
9	PEM	68	25	45	66.18	3	0.9	53	35	51.47	2	1.4	2.3	Attained
10	PSD	68	27	43	63.24	3	0.9	51	35	51.47	2	1.4	2.3	Attained
												Total Cos	23.1	

Interpretation: From the above table it can be noticed that out of 11 subjects,9 subjects have achieved the set level of attainment, one subject have not achieved the attainment.

Action taken report: Question bank comprising important questions from the previous year's question papers are prepared and shared among students who have not attained the set target level of attainment.

Interpretation: From the above table it can be noticed that out of 10 subjects,8 subjects have achieved the set level of attainment, one subject have not achieved the attainment.

Action taken report: Extra classes to be conducted for the students who have not reached the attainment level.

V Semester														
SL.No	Subject	Total Strength	Internal (30)					External (70)					Cos H+M	CO Attainment
			Average Score	Above avg.		CO Levels	CO Levels %0.3	Average Score	Above avg.		CO Levels	CP Levels %0.7		
				No.	%				No.	%				
1	ED	64	25	42	65.63	3	0.9	44	34	53.13	2	1.4	2.3	Attained
2	ITX 1	64	24	39	60.94	3	0.9	38	36	56.25	2	1.4	2.3	Attained
3	CM	64	26	29	45.31	1	0.3	45	34	53.13	2	1.4	1.7	Not Attained
4	IFRS	64	24	33	51.56	2	0.6	44	35	54.69	2	1.4	2	Attained
5	ADA	25	17	18	72.00	3	0.9	43	18	72.00	3	2.1	3	Attained
6	IFM	39	25	20	51.28	2	0.6	26	22	56.41	2	1.4	2	Attained
7	GST	64	25	34	53.13	2	0.6	46	31	48.44	1	0.7	1.3	Not Attained
8	SD	64	26	40	62.50	3	0.9	43	35	54.69	2	1.4	2.3	Attained
													Total Cos	16.9

Interpretation: From the above table it can be noticed that out of 8 subjects,6 subjects have achieved the set level of attainment, one subject have not achieved the attainment.

Action taken report: Special classes to be conducted for the students who have not reached the attainment level.

VI Semester														
SL.No	Subject	Total Strength	Internal (30)					External (70)					Cos H+M	CO Attainment
			Average Score	Above avg.		CO Levels	CO Levels %0.3	Average Score	Above avg.		CO Levels	CP Levels %0.7		
				No.	%				No.	%				
1	BUR	64	25	44	68.75	3	0.9	45	36	56.25	2	1.4	2.3	Attained
2	PPA	64	26	34	53.13	2	0.6	38	34	53.13	2	1.4	2	Attained
3	ITX	64	26	33	51.56	2	0.6	43	34	53.13	2	1.4	2	Attained
4	MAC	64	26	33	51.56	2	0.6	47	34	53.13	2	1.4	2	Attained
5	BTX	25	28	19	76.00	3	0.9	34	15	60.00	2	1.4	2.3	Attained
6	CST	25	27	20	80.00	3	0.9	35	14	56.00	2	1.4	2.3	Attained
7	PMG	39	27	23	58.97	2	0.6	29	20	51.28	2	1.4	2	Attained
8	IAA	39	26	21	53.85	2	0.6	30	21	53.85	2	1.4	2	Attained
9	CTI	64	27	45	70.31	3	0.9	46	35	54.69	2	1.4	2.3	Attained
											Total Cos	19.2		

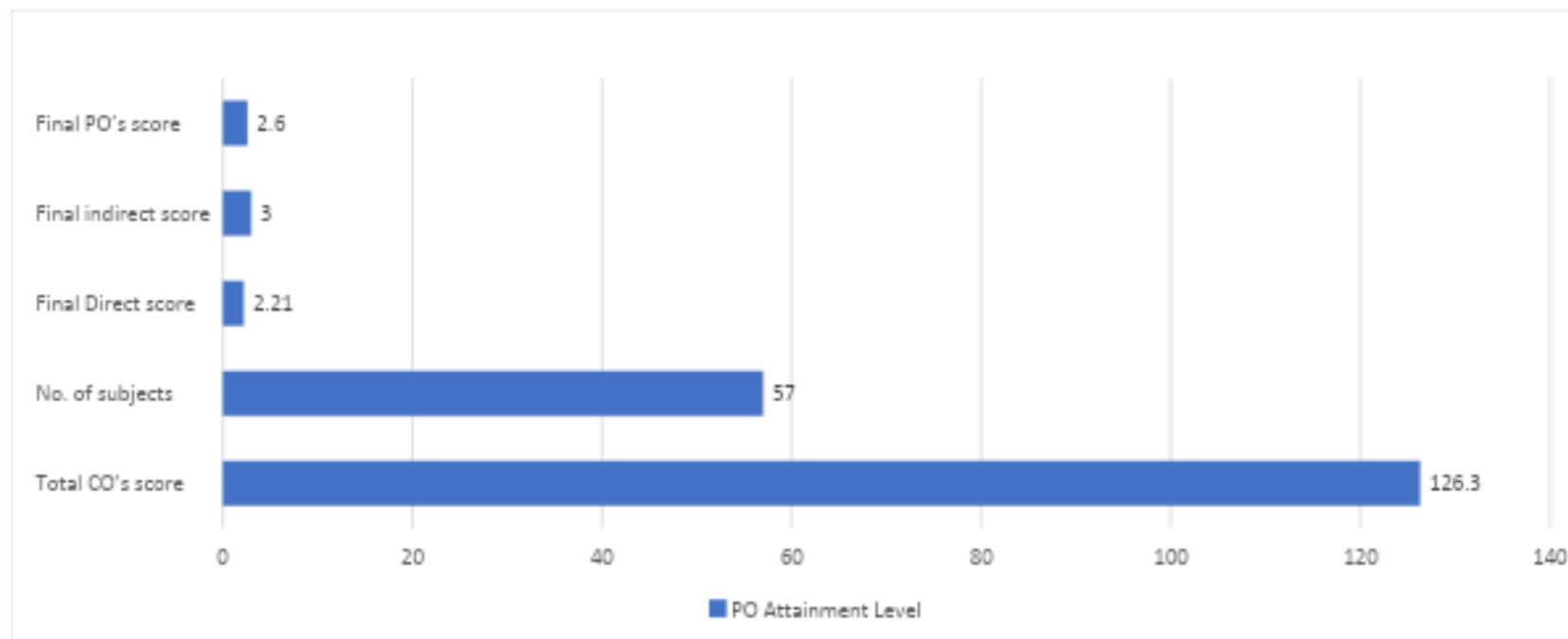
Interpretation: From the above table it can be noticed that out of 9 subjects, all the subjects have achieved the set level of attainment.

PO Attainment level	
126.3	Total CO's score
57	No. of subjects

2.21	Final Direct score
3	Final indirect score
2.6	Final PO's score
Attainment as per the P0 scale	Attained

Program Outcome Attainment:

The PO attainment for the batch 2010-2022 for the B. Com program is 2.6, as per the PO attainment scale it is level 5 (>2.5 < 3.0) which is excellent for this academic year. The target set was Level-5.



ABBREVIATION

FA - FINANCIAL ACCOUNTING

PEM - PRINCIPLES OF EVENT MANAGEMENT

PSD - PERSONALITY DEVELOPMENT

ED - ENTREPRENEURSHIP DEVELOPMENT

ITX 1 - INCOME TAX-1

CM - COSTING METHODS

IFRS - INTERNATIONAL FINANCIAL REPORTING STANDARDS

ADA-ADVANCED ACCOUNTING

IFM - INTERNATIONAL FINANCIAL MANAGEMENT

GST - GOODS AND SERVICE TAX

SD - SKILL DEVELOPMENT COURSE

BUR BUSINESS REGULATION

PPA PRINCIPLES AND PRACTICES OF AUDITING

ITX-2 INCOME TAX-2

MAC MANGEMENT ACCOUNTING

BTX BUSINESS TAXATION

CST COSITNG TECHNIQUES

PMG PERFORMANCE MANAGEMENT

IAA INTERNATIONAL AUDITING AND ASSURANCE

CTI CREATIVITY AND INNOVATION

SCM - STOCK AND COMMODITY MARKET

QAB - QUANTITATIVE ANALYSIS AND BUSINESS DECISION

RM - RETAIL MANAGEMENT

EVS - ENVIORNMENTAL STUDIES

ENG - ENGLISH

CPA-CORPORATE ACCOUNTING

FIM - FINANCIAL MANAGEMENT

BUE - BUSINESS ETHICS

PRC - PUBLIC RELATIONS AND CORPORATE COMMUNICATION

QAB - QUANTITATIVE ANALYSIS AND BUSINESS DECISION

SCS - SCIENCE AND SOCIETY

ACA - ADVANCED CORPORATE ACCOUNTING

CA - COST ACCOUNTING

EBU - ELECTRONIC BUSINESS AND ACCOUNTING



I Semester

M.Com Batch 2020-2022

SL.No	Subject	Benchmark: For IA and External Examination (70)										Cos		CO Attainment
		Total Strength	Internal (30)				External (70)				CO	CO	H+M	
			Average Score	Above avg.		Average Score	Above avg.		CO	CP				
			No.	%	No.	%	Levels	Levels						
Level - 1: Less than 50% Students scored more than class average (Benchmark) Level - 2: 50% Students scored more than class average (Benchmark) Level - 3: Above 60% students scored more than class average													%0.7	
1	MS	20	28	16	61.54	3	0.9	41	14	51.85	2	1.4	2	Attained
2	IB	28	20	16	57.14	2	0.6	40	19	67.86	3	2.1	2.7	Attained
3	MEBD	27	10	15	66.67	3	0.9	43	11	40.74	2	1.4	2.3	Attained
4	ISC	26	22	15	57.69	2	0.6	39	14	53.85	1	0.7	1.3	Not Attained
5	AFM	25	20	30	61.54	3	0.9	35	12	46.15	1	0.7	1.6	Not Attained
6	HRM	26	29	16	61.54	3	0.9	42	14	53.85	2	1.4	2.3	Attained
7	CS	26	29	22	84.62	3	0.9	41	7	26.92	2	1.4	2.3	Attained
Total Cos												14.6		

Interpretation: From the above table it can be noticed that out of 07 subjects, 05 subjects have achieved the set level of attainment, 02 subjects have not achieved the attainment.

Action taken report: Extra classes to be conducted for the students who have not reached the attainment level.

II Semester

SL.No	Subject	Total Strength	Internal (30)				External (70)				Cos		CO Attainment
			Average Score	Above avg.		CO Levels	CO Levels %0.3	Average Score	Above avg.		CO Levels	CP Levels %0.7	
				No.	%				No.	%			

1	IB	28	28	12	42.86	1	0.3	56	17	60.71	3	2.1	2.4	Attained
2	RM	28	29	15	53.57	2	0.6	57	16	57.14	2	1.4	2	Attained
3	AEMC	28	29	13	46.43	1	0.3	57	16	57.14	2	1.4	1.7	Not Attained
4	BRM	28	28	15	53.57	2	0.6	57	16	57.14	2	1.4	2	Attained
5	ORQT	28	28	18	64.29	3	0.9	57	17	60.71	3	2.1	3	Attained
6	BM	28	29	15	53.57	2	0.6	58	16	57.14	2	1.4	2	Attained
7	MF	28	29	16	57.14	2	0.6	58	15	53.57	2	1.4	2	Attained
Total Cos												15.1		

Interpretation: From the above table it can be noticed that out of 07 subjects, 06 subjects have achieved the set level of attainment, 01 subjects have not achieved the attainment.

Action taken report: Extra classes to be conducted for the students who have not reached the attainment level.

III Semester

SL.No	Subject	Total Strength	Internal (30)					External (70)					Cos H+M	CO Attainment
			Average Score	Above avg.		CO Levels	CO Levels %0.3	Average Score	Above avg.		CO Levels	CP Levels %0.7		
				No.	%				No.	%				
1	BECG	27	24	21	77.78	3	0.9	45	11	40.74	2	1.4	2.3	Attained
2	CFR	27	28	21	77.78	3	0.9	38	12	44.44	2	1.4	2.3	Attained
3	AMD	26	27	14	53.85	2	0.6	42	16	61.54	3	2.1	2.7	Attained
4	SCM-I	27	28	21	77.78	3	0.9	46	11	40.74	2	1.4	2.3	Attained
5	DTP	27	27	16	59.26	2	0.6	34	13	48.15	1	0.7	1.3	Not Attained
6	RD	27	29	19	70.37	3	0.9	36	12	44.44	2	1.4	2.3	Attained
												Total Cos	13.2	

Interpretation: From the above table it can be noticed that out of 06 subjects, 05 subjects have achieved the set level of attainment, 01 subjects have not achieved the attainment.

Action taken report: Extra classes to be conducted for the students who have not reached the attainment level.

IV Semester

SL.No	Subject	Total Strength	Internal (30)					External (70)					Cos H+M	CO Attainment
			Average Score	Above avg.		CO Levels	CO Levels %0.3	Average Score	Above avg.		CO Levels	CP Levels %0.7		
				No.	%				No.	%				
1	CM	27	24	21	77.78	3	0.9	45	11	40.74	2	1.4	2.3	Attained
2	CRP & IND AS	27	28	21	77.78	3	0.9	38	12	44.44	2	1.4	2.3	Attained
3	SCM-II	26	27	14	53.85	2	0.6	42	16	61.54	3	2.1	2.7	Attained
4	GST	27	28	21	77.78	3	0.9	46	11	40.74	2	1.4	2.3	Attained
												Total Cos	9.6	

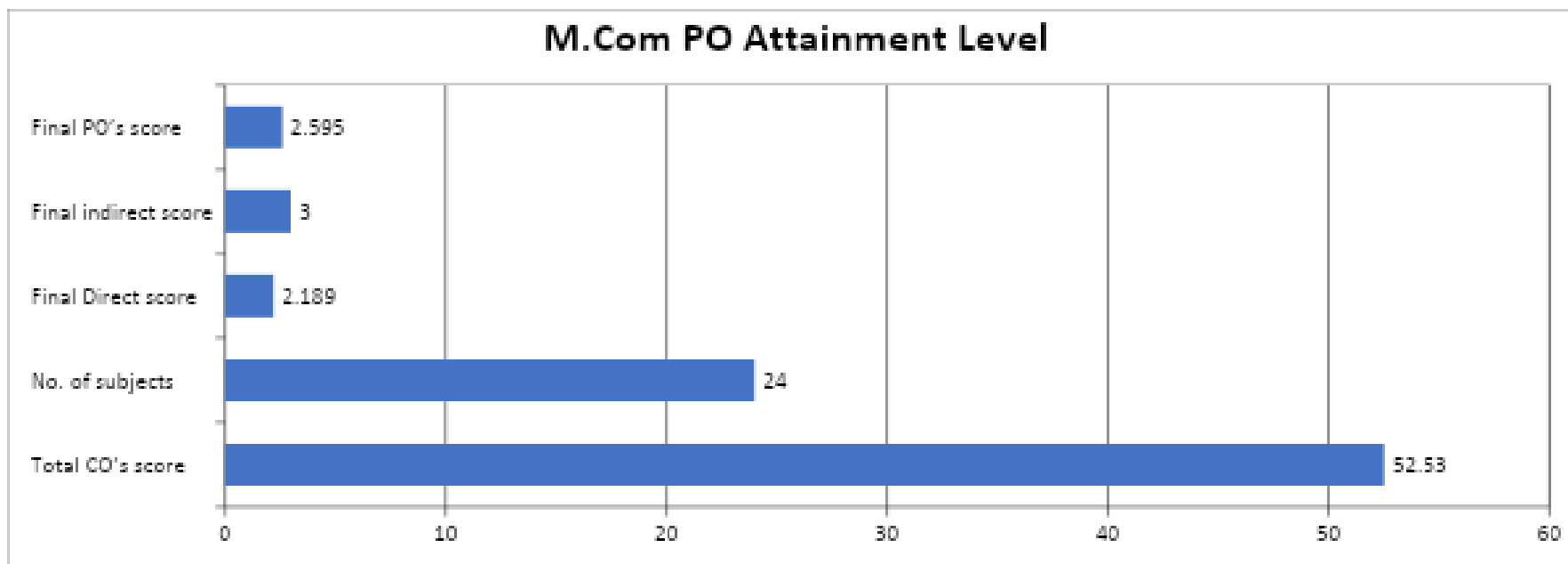
Interpretation: From the above table it can be noticed that out of 04 subjects, 04 subjects have achieved the set level of attainment.

PO Attainment level

52.53	Total CO's score
24	No. of subjects
2.189	Final Direct score
3	Final indirect score
2.595	Final PO's score
Attainment as per the PO scale	Attained

Program Outcome Attainment:

The PO attainment for the batch 2020-2022 for the M.Com. program is 2.595, as per the PO attainment scale it is level 5 (>2.5 < 3.0) which is excellent for this academic year. The target set was Level-5.



ABBREVIATIONS:

MS	Monetary System
IB	International Business
MEBD	Macro Economics for Business Decisions
ISC	Information Systems and Computers
AFM	Advanced Financial Management
HRM	Human Resource Management
CS	Communication Skills
IB	Indian Banking
RM	Risk Management
AEMC	Advanced E-Commerce and Mobile Commerce
BRM	Business Research Methods
ORQT	Operations Research and Quantitative Techniques
BM	Business Marketing
MF	Micro Finance
BECG	Business Ethics and Corporate Governance
CFR	Corporate Financial Reporting
AMD	Accounting for Managerial Decisions
SCM-I	Strategic Cost Management – I
DTP	Direct Taxes and Planning
RD	Rural Development
CM	Commodity Market
CRP&IND AS	Corporate Reporting Practices and IND Accounting Standards
SCM-II	Strategic Cost Management – II

MBA Batch 2019-2021

Course Outcomes Level/Benchmark: For IA and External Examination

I Semester	Level - 1: Less than 50% Students scored more class average												
	Level - 2: 50% students scored more than class average (Benchmark)												
Subject	Total - 3: Above 60% students scored more than class average										Cos	CO	
	Strength and CO attainment levels are defined/set as stated below:												
	Level-1: Average	0 - Above	CO	CO	Average	Above	CO	CO	H+M				
	Level-2: Score	1.5 - Average	Levels	Levels	Score	avg.	Levels	Levels					
	Level-3: 1.5 to 2.0	Good %		%0.3		No.	%	%0.7					
	Level-4: 2.0 to 2.5	- very Good (Benchmark)											
Level-5: 2.5 to 3.0	Excellent												
													Attainment
EM	52	27	30	57.69	2	0.6	39	28	53.85	2	1.4	2	Attained
OB	51	27	27	52.94	2	0.6	41	30	58.82	2	1.4	2	Attained
AM	51	28	23	45.10	1	0.3	35	28	54.90	2	1.4	1.7	Not Attained
SM	51	28	31	60.78	3	0.9	45	28	54.90	2	1.4	2.3	Attained
MM	51	28	28	54.90	2	0.6	40	30	58.82	2	1.4	2	Attained
PBI	50	28	29	58.00	2	0.6	34	30	60.00	2	1.4	2	Attained
CS	50	28	31	62.00	3	0.9	41	26	52.00	2	1.4	2.3	Attained
												Total Cos	14.3

Interpretation: From the above table it can be noticed that out of 07 subjects, 06 subjects have achieved the set level of attainment, 01 subject have not achieved the attainment.

Action taken report: Extra classes to be conducted for the students who have not reached the attainment level.

II Semester

SL.No	Subject	Total Strength	Internal (30)					External (70)					Cos H+M	CO Attainment
			Average Score	Above avg.		CO Levels	CO Levels %0.3	Average Score	Above avg.		CO Levels	CP Levels %0.7		
				No.	%				No.	%				
1	ITM	52	29	33	63.46	3	0.9	57	30	57.69	2	1.4	2.3	Attained
2	MRM	52	29	33	63.46	3	0.9	56	31	59.62	2	1.4	2.3	Attained
3	E&E	52	28	34	65.38	3	0.9	56	32	61.54	3	2.1	3	Attained
4	HCM	52	29	39	75.00	3	0.9	56	32	61.54	3	2.1	3	Attained
5	FM	52	29	39	75.00	3	0.9	56	31	59.62	2	1.4	2.3	Attained
6	QTOR	52	29	37	71.15	3	0.9	57	31	59.62	2	1.4	2.3	Attained
7	IM	52	29	39	75.00	3	0.9	57	33	63.46	3	2.1	3	Attained
												Total Cos	18.2	

Interpretation: From the above table it can be noticed that out of 07 subjects, 07 subjects have achieved the set level of attainment.

III Semester

SL.No	Subject	Total Strength	Internal (30)					External (70)					Cos	CO Attainment
			Average Score	Above avg.		CO Levels	CO Levels %0.3	Average Score	Above avg.		CO Levels	CP Levels %0.7		
				No.	%				No.	%				
1	SMCG	48	26	25	52.08	2	0.6	32	22	45.83	2	1.4	2	Attained
2	POM	50	26	24	48.00	1	0.3	38	30	60.00	3	2.1	2.4	Attained
3	L&D	49	27	24	48.98	1	0.3	44	34	69.39	3	2.1	2.4	Attained
4	IER	49	26	25	51.02	2	0.6	43	29	59.18	2	1.4	2	Attained
5	PMS	49	26	25	51.02	2	0.6	41	21	42.86	2	1.4	2	Attained
6	RD	48	27	25	52.08	2	0.6	34	28	58.33	2	1.4	2	Attained
												Total Cos	12.8	

Interpretation: From the above table it can be noticed that out of 06 subjects, 06 subjects have achieved the set level of attainment.

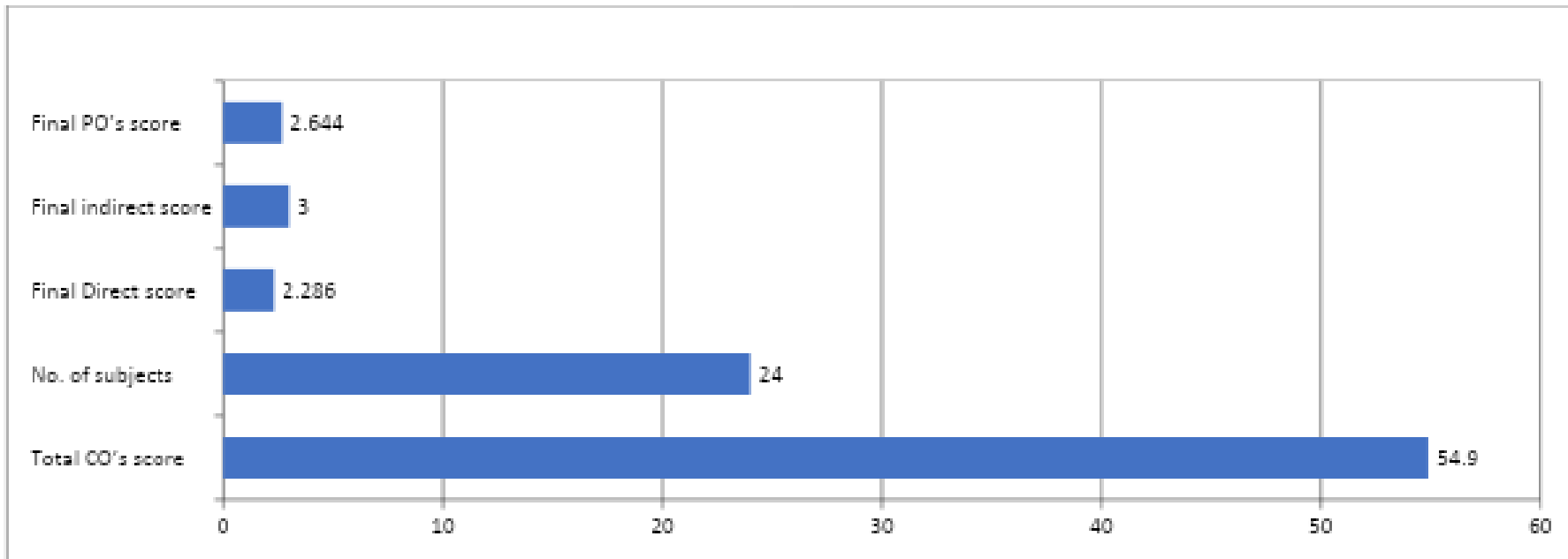
IV Semester														
SL.No	Subject	Total Strength	Internal (30)				External (70)				Cos H+M	CO Attainment		
			Average Score	Above avg.		CO Levels	CO Levels %0.3	Average Score	Above avg.				CO Levels	CP Levels %0.7
				No.	%				No.	%				
1	IBD	48	25	35	72.92	3	0.9	45	40	83.33	3	2.1	3	Attained
2	CVR	48	24	313	652.08	3	0.9	45	33	68.75	3	2.1	3	Attained
3	IFM	48	26	21	43.75	1	0.3	51	34	70.83	3	2.1	2.4	Attained
4	RMD	48	24	20	41.67	1	0.3	43	33	68.75	3	2.1	2.4	Attained
													Total Cos	9.6

Interpretation: From the above table it can be noticed that out of 04 subjects,04 subjects have achieved the set level of attainment.

PO Attainment level	
54.9	Total CO's score
24	No. of subjects
2.286	Final Direct score
3	Final indirect score
2.644	Final PO's score
Attainment as per the PO scale	Attained

Program Outcome Attainment:

The PO attainment for the batch 2019-2021 for the MBA. program is 2.644, as per the PO attainment scale it is level 5 (>2.5 < 3.0) which is excellent for this academic year. The target set was Level-5.



College Code : 7631



ಎಸ್.ಈ.ವಿ. ವಿಜ್ಞಾನ ವಾಣಿಜ್ಯ ಮತ್ತು ಕಲಾ ಕಾಲೇಜು

(ಬೆಂಗಳೂರು ಉತ್ತರ ವಿಶ್ವವಿದ್ಯಾಲಯದಿಂದ ಸಂಯೋಜನೆಗೊಂಡಿದೆ ಹಾಗೂ ಕರ್ನಾಟಕ ಸರ್ಕಾರದಿಂದ ಮಾನ್ಯತೆ ಪಡೆದಿದೆ)

S.E.A COLLEGE OF SCIENCE, COMMERCE & ARTS

(Affiliated to Bengaluru North University, and Recognized by Govt. of Karnataka)

NAAC Accredited with 'B' Grade

Ektanagar, A. Krishnappa Circle Ayyappanagar, Devasandra Main Road, Virgonagar Post, K.R. Puram, Bengaluru -560 049.

Tel. : 25613741 / 42 Fax : 25613418 Mob : 9900732511 E-Mail: priseadegree@gmail.com Website : www.seadegree.ac.in

Placement Details

Name of student who has been placed	Program graduated from	Year of graduation	Name of the employer with contact details	Pay package at appointment (In INR per annum)
MOHAMMED UMAR FAROOQ	BBA	2022	Mahindra Logistics Limited	200000
NIZAMUDHEEN P S	BBA	2022	Reliance SMS Limited	250000
VARUN KUMAR A	MSC	2022	SmartBrains Engineers & Technologist Pvt. Ltd(Phno. 0120-4104995)	200000
ALEXANDER K MATHAI	BCA	2022	Camerinfoiks Pvt Ltd(Phno. +91 484-4063599)	144000
KARAN SINGH	MSC	2022	SIGMA-ALDRICH(Phno. +91-8066219400)	260000
MOHAMMAD AARIF ANSARI	BCA	2022	WIPRO (Phno. 080-28440011/12)	200000
S THANU SHREE	BCA	2022	Accenture (Phno. 7829362697)	342000
ANIL KUMAR V	MA	2022	WIPRO (Phno. 080-28440011/12)	222000
ASHWINI S	BCA	2022	Alorica(Phno. +91 80 68180301)	230000
MUSKAN. M. V	BCA	2022	ARTERIA (Phno.+91 80 69669000)	228000

SANDHYA. V	BCA	2022	ARTERIA (Phno.+91 80 69669000)	228000
HANUMANT HOSATOT	BCA	2022	HURON (Phno. +91-8046415900)	510000
LAVANYA. P	BCA	2022	ARTERIA (Phno.+91 80 69669000)	228000
AMRUTHA C	MSC	2022	EXCELr (Phno. 1800-212-2120, Email-id e-cap@excelr.com)	280000
NARA KALPANA	BCA	2022	WIPRO (Phno. 080-28440011/12)	200000
PRADEEP V	MCOM	2022	Spy Services Ltd(Phno.7217807504)	300000
NAGARAJA	MCOM	2022	Team Lease(Phno. 91-80-33002345)	201708
PRAJWAL V P	MCOM	2022	Team Lease(Phno. 91-80-33002345)	201708
PRAVEEN KUMAR V	MCOM	2022	Team Lease(Phno. 91-80-33002345)	201708

RAMYA R	MCOM	2022	Team Lease(Phno. 91-80-33002345)	201708
VISHNU R C	MBA	2022	Team Lease(Phno. 91-80-33002345)	201708
POOJA H G	MCOM	2022	Team Lease(Phno. 91-80-33002345)	201708
NANADEESH N N	MCOM	2022	Team Lease(Phno. 91-80-33002345)	201708
MANJU R	MCOM	2022	Team Lease(Phno. 91-80-33002345)	201708
KEERTHI G V	MCOM	2022	Team Lease(Phno. 91-80-33002345)	201708
SAHANA S N	MCOM	2022	Team Lease(Phno. 91-80-33002345)	201708
JENIFER. K	BCOM	2022	Bajaj capital ltd.	200000
BHAVYA. M	BCOM	2022	Bajaj capital ltd.	200000

PAVITHRA	BCOM	2022	Bajaj capital ltd.	200000
KISHORE. V	BCOM	2022	Bajaj capital ltd.	200000
TILAK KUMAR. V	BCOM	2022	Bajaj capital ltd.	200000
ROSHINI. M	BCOM	2022	Bajaj capital ltd.	200000
RAJESHWARI. M	BCOM	2022	Bajaj capital ltd.	200000
MANAS RAJ	MBA	2022	Bajaj capital ltd.	200000
PRADEEP V	MCOM	2022	Team Lease(Phno. 91-80-33002345)	201708
PAVITHRA D M	MCOM	2022	Team Lease(Phno. 91-80-33002345)	201708
NIRAJANA N	MCOM	2022	Team Lease(Phno. 91-80-33002345)	201708

SWATHI	MBA	2022	Team Lease(Phno. 91-80-33002345)	201708
GIREESH N G	MBA	2022	Team Lease(Phno. 91-80-33002345)	201708
SATHISH P	MBA	2022	Team Lease(Phno. 91-80-33002345)	201708
PREETHI T	MBA	2022	Team Lease(Phno. 91-80-33002345)	201708
LAVANYA R	MBA	2022	Team Lease(Phno. 91-80-33002345)	201708
JAGURUTHI S	MBA	2022	Team Lease(Phno. 91-80-33002345)	201708
DEEPIKA V	MBA	2022	Team Lease(Phno. 91-80-33002345)	201708
BHASKAR K V	MBA	2022	Team Lease(Phno. 91-80-33002345)	201708
ARUN KUMAR	MBA	2022	Team Lease(Phno. 91-80-33002345)	201708

AMAL A	MBA	2022	Team Lease(Phno. 91-80-33002345)	201708
ADHARSH MOHAN	MBA	2022	Team Lease(Phno. 91-80-33002345)	201708
CHARAN G K	MCOM	2022	Team Lease(Phno. 91-80-33002345)	201708
SURENDRA K	MCOM	2022	Team Lease(Phno. 91-80-33002345)	201708
SHASHANK G	MCOM	2022	Team Lease(Phno. 91-80-33002345)	201708
MALA	BA	2022	Team Lease(Phno. 91-80-33002345)	201708
MADHU YADAV K	BA	2022	Team Lease(Phno. 91-80-33002345)	201708
VARUN N	BA	2022	Team Lease(Phno. 91-80-33002345)	201708
VIKAS	BA	2022	Team Lease(Phno. 91-80-33002345)	201708

CHANDU S	BA	2022	Team Lease(Phno. 91-80-33002345)	201708
PUSPHALATHA M S	BA	2022	Team Lease(Phno. 91-80-33002345)	201708
ARTHI J	BCA	2022	Spy Verification Services(Phno. 7217807504)	340000
ABLE SHIBU	BBA	2022	Hello Verify India Private Limited(Phno. 9289586005)	200000
SREE HARI S	BBA	2022	Hello Verify India Private Limited(Phno. 9289586005)	200000
SWATHI A	BCOM	2022	BD SERVICES PVT LTD(Phno.011 49563317)	270000
NANDINI	MSC	2022	EXCElR (Phno. 1800-212-2120, Email-id e-cap@excelr.com)	280000
NAVEEN	MSC	2022	TATA AIA (+91 22 6649 8000)	280000
NITHESH SHARMA K	BCA	2022	EXCElR (Phno. 1800-212-2120, Email-id e-cap@excelr.com)	280000

ZAKIR HUSSAIN	BCA	2022	Knowledge Solutions Pvt Ltd(Phno. +91 8041520045)	700000
T. JYOTHI BINDHU	BCA	2022	ARTERIA (Phno.+91 80 69669000)	228000
BHANU PRAKASH	BCA	2022	ARTERIA (Phno.+91 80 69669000)	228000
NANDHITHA M	BCA	2022	ARTERIA (Phno.+91 80 69669000)	228000
LANET SMITHA V	BCOM	2022	24/7 Customer Private Limited(Phno. 7980124030)	410000
SANDEEP P	BBA	2022	24/7 Customer Private Limited(Phno. 7980124030)	410000
SAYED AMEEN K K	BCOM	2022	24/7 Customer Private Limited(Phno. 7980124030)	410000
SARATH S	BCOM	2022	24/7 Customer Private Limited(Phno. 7980124030)	410000
SHRIKANTH P	BCOM	2022	24/7 Customer Private Limited(Phno. 7980124030)	410000

B K MANU KUMAR	BCOM	2022	24/7 Customer Private Limited(Phno. 7980124030)	410000
BALAJI R	BCOM	2022	24/7 Customer Private Limited(Phno. 7980124030)	410000
BHAVYA M	BCOM	2022	24/7 Customer Private Limited(Phno. 7980124030)	410000
VISHWA C	BCOM	2022	24/7 Customer Private Limited(Phno. 7980124030)	410000
VELPUCHERLA CHANDRAKALA	BCOM	2022	24/7 Customer Private Limited(Phno. 7980124030)	410000
VARUN L G	BCOM	2022	24/7 Customer Private Limited(Phno. 7980124030)	410000
SRIDHAR M	BCOM	2022	24/7 Customer Private Limited(Phno. 7980124030)	410000
SUMANTH B	BCOM	2022	24/7 Customer Private Limited(Phno. 7980124030)	410000
VARUN L G	BCOM	2022	24/7 Customer Private Limited(Phno. 7980124030)	410000

VARSHA	BCOM	2022	24/7 Customer Private Limited(Phno. 7980124030)	410000
SURYA V	BCOM	2022	24/7 Customer Private Limited(Phno. 7980124030)	410000
SUNIL G S	BCOM	2022	24/7 Customer Private Limited(Phno. 7980124030)	410000
SUMITHRA N G	BCOM	2022	24/7 Customer Private Limited(Phno. 7980124030)	410000
SUMANTH B	BCOM	2022	24/7 Customer Private Limited(Phno. 7980124030)	410000
TASMIYA	BCOM	2022	24/7 Customer Private Limited(Phno. 7980124030)	410000
ARUN RAJ	BCOM	2022	24/7 Customer Private Limited(Phno. 7980124030)	410000
ADHIL	BBA	2022	24/7 Customer Private Limited(Phno. 7980124030)	410000
AJAY	BCOM	2022	SHRIRAM(Email-id: info@shriramproperties.com)	200000

AKSHITHA R	BCOM	2022	SHRIRAM(Email-id: info@shriramproperties.com)	200000
AMBIKA	BCOM	2022	SHRIRAM(Email-id: info@shriramproperties.com)	200000
ANUSHA	BCOM	2022	SHRIRAM(Email-id: info@shriramproperties.com)	200000
APPU S	BSC	2022	SHRIRAM(Email-id: info@shriramproperties.com)	200000
ARUN KUMAR	BSC	2022	SHRIRAM(Email-id: info@shriramproperties.com)	200000
ASHWINI G	BCOM	2022	SHRIRAM(Email-id: info@shriramproperties.com)	200000
BHANU PRAKASH	BCA	2022	SHRIRAM(Email-id: info@shriramproperties.com)	200000
CHAITHA S	BCOM	2022	SHRIRAM(Email-id: info@shriramproperties.com)	200000
CETHAN	BCOM	2022	SHRIRAM(Email-id: info@shriramproperties.com)	200000

FOUZIA KAUSER M	BSC	2022	SHRIRAM(Email-id: info@shriramproperties.com)	200000
GAYATHRI	BCOM	2022	SHRIRAM(Email-id: info@shriramproperties.com)	200000
JEEVAN JAGADEESH	BCOM	2022	SHRIRAM(Email-id: info@shriramproperties.com)	200000
KAVERI	BCOM	2022	SHRIRAM(Email-id: info@shriramproperties.com)	200000
MANOJ R	BCOM	2022	SHRIRAM(Email-id: info@shriramproperties.com)	200000
MEGHANA	BCOM	2022	SHRIRAM(Email-id: info@shriramproperties.com)	200000
NANDITHA	BCOM	2022	SHRIRAM(Email-id: info@shriramproperties.com)	200000
PREETHI	BCOM	2022	SHRIRAM(Email-id: info@shriramproperties.com)	200000
ROBIN R	BCOM	2022	SHRIRAM(Email-id: info@shriramproperties.com)	200000

ROHINI M D	BCOM	2022	SHRIRAM(Email-id: info@shriramproperties.com)	200000
ROHNAK SINGH R	BCOM	2022	SHRIRAM(Email-id: info@shriramproperties.com)	200000
ROOPA R	BCOM	2022	SHRIRAM(Email-id: info@shriramproperties.com)	200000
MD FAIZAL	BCOM	2022	SHRIRAM(Email-id: info@shriramproperties.com)	200000
SWATHI VINODHA	BCOM	2022	SHRIRAM(Email-id: info@shriramproperties.com)	200000
UDAYA KUMAR	BCOM	2022	SHRIRAM(Email-id: info@shriramproperties.com)	200000
VADANA	BCOM	2022	SHRIRAM(Email-id: info@shriramproperties.com)	200000
ZAIBA NUZHATH	BBA	2022	24/7 Customer Private Limited(Phno. 7980124030)	410000
ROJO RAJU	BBA	2022	24/7 Customer Private Limited(Phno. 7980124030)	410000

RAJESH K	BBA	2022	24/7 Customer Private Limited(Phno. 7980124030)	410000
PRAVEEN P	BBA	2022	24/7 Customer Private Limited(Phno. 7980124030)	410000
PRASANTH S	BBA	2022	24/7 Customer Private Limited(Phno. 7980124030)	410000
ASHA G	BBA	2022	24/7 Customer Private Limited(Phno. 7980124030)	410000
ASHIK N	BBA	2022	24/7 Customer Private Limited(Phno. 7980124030)	410000
ARUN P N	BBA	2022	24/7 Customer Private Limited(Phno. 7980124030)	410000
ARVIND REDDY G M	BBA	2022	24/7 Customer Private Limited(Phno. 7980124030)	410000
GOUTHAM. L	MBA	2022	EXPERT CALLERS PVT LTD (Phno. +91-8041157725)	210000
MONIKA. B. M	BBA	2022	EXPERT CALLERS PVT LTD (Phno. +91-8041157725)	198000

MUSKAN. M. V	BCOM	2022	EXPERT CALLERS PVT LTD (Phno. +91-8041157725)	198000
KISHORE	BBA	2022	EXPERT CALLERS PVT LTD (Phno. +91-8041157725)	198000
DHANUSH. V	BCA	2022	EXPERT CALLERS PVT LTD (Phno. +91-8041157725)	198000
PACHIPALA INDU	BCOM	2022	EXPERT CALLERS PVT LTD (Phno. +91-8041157725)	198000
NAGAMANI. K	MBA	2022	EXPERT CALLERS PVT LTD (Phno. +91-8041157725)	198000
RAJU. H. U	MBA	2022	EXPERT CALLERS PVT LTD (Phno. +91-8041157725)	198000
MOULYA P	BCOM	2022	EXPERT CALLERS PVT LTD (Phno. +91-8041157725)	198000
NAMURTHA M	BCOM	2022	EXPERT CALLERS PVT LTD (Phno. +91-8041157725)	198000
NITHIN. T. N	BBA	2022	EXPERT CALLERS PVT LTD (Phno. +91-8041157725)	198000

AJITH BABU	BCOM	2022	EXPERT CALLERS PVT LTD (Phno. +91-8041157725)	198000
ARTHI J	BCA	2022	Zetpeak(Phno. +91 9342068026)	420000
ASHIK V SAJAN	BCA	2022	Zetpeak(Phno. +91 9342068026)	420000
SRUJANA L	BCA	2022	Zetpeak(Phno. +91 9342068026)	420000
RATHNESH SHARMA	BCA	2022	Zetpeak(Phno. +91 9342068026)	420000
NAVYA SHREE	BCOM	2022	24/7 Customer Private Limited(Phno. 7980124030)	410000
NIKITHA GOWDA	BCOM	2022	24/7 Customer Private Limited(Phno. 7980124030)	410000
ARUN KUMAR C	BCOM	2022	24/7 Customer Private Limited(Phno. 7980124030)	410000
DIWAKAR V	BCOM	2022	24/7 Customer Private Limited(Phno. 7980124030)	410000

PAVAN SASI	BCOM	2022	24/7 Customer Private Limited(Phno. 7980124030)	410000
NITISH KUMAR S	BCOM	2022	24/7 Customer Private Limited(Phno. 7980124030)	410000
PAVAN KUMAR T M	BCOM	2022	24/7 Customer Private Limited(Phno. 7980124030)	410000
ANU PRIYA M G	BCOM	2022	24/7 Customer Private Limited(Phno. 7980124030)	410000
ALEX C V	BBA	2022	24/7 Customer Private Limited(Phno. 7980124030)	410000
AKHIL C	BBA	2022	24/7 Customer Private Limited(Phno. 7980124030)	410000
R SURESH	BCOM	2022	24/7 Customer Private Limited(Phno. 7980124030)	410000
RAMYA N	BCOM	2022	24/7 Customer Private Limited(Phno. 7980124030)	410000
AKASH M	BCOM	2022	24/7 Customer Private Limited(Phno. 7980124030)	410000

AJAY A	BCOM	2022	24/7 Customer Private Limited(Phno. 7980124030)	410000
RAVI N	BCOM	2022	24/7 Customer Private Limited(Phno. 7980124030)	410000
SADHIYA	BCOM	2022	24/7 Customer Private Limited(Phno. 7980124030)	410000
JAYAKRISHNA C	BCA	2022	Zetpeak(Phno. +91 9342068026)	420000
ANGITHA GHOSH	BCA	2022	Zetpeak(Phno. +91 9342068026)	420000
NAWAZ SHARIFF	BCA	2022	Zetpeak(Phno. +91 9342068026)	420000
AMRUTHA	BCA	2022	Zetpeak(Phno. +91 9342068026)	420000
MOHAMMED ABDALRAHNAN ABAKER EISA	BCA	2022	Zetpeak(Phno. +91 9342068026)	420000
ABHISHEK SHARMA D	BCA	2022	Zetpeak(Phno. +91 9342068026)	420000

MANOJ S	BCA	2022	Zetpeak(Phno. +91 9342068026)	420000
PRATHIBA A	MSC	2022	Zetpeak(Phno. +91 9342068026)	420000
KALYANI R A	MSC	2022	Zetpeak(Phno. +91 9342068026)	420000
ANITHA A	BCA	2022	Zetpeak(Phno. +91 9342068026)	420000
SANDHYA B A	MSC	2022	Zetpeak(Phno. +91 9342068026)	420000
AJITH KUMAR R	BCA	2022	Zetpeak(Phno. +91 9342068026)	420000
AISHWARYA N	MSC	2022	Zetpeak(Phno. +91 9342068026)	420000
AJAY KUMAR GUPTHA	BCA	2022	Zetpeak(Phno. +91 9342068026)	420000
NAGESH V	BCA	2022	Zetpeak(Phno. +91 9342068026)	420000

KRITHIKA DEY	BCA	2022	Zetpeak(Phno. +91 9342068026)	420000
GAUTHAM N	BCA	2022	Zetpeak(Phno. +91 9342068026)	420000
SUVEDA B	BCA	2022	Zetpeak(Phno. +91 9342068026)	420000
VARSHINI M	MSC	2022	Zetpeak(Phno. +91 9342068026)	420000
CHANDAN RAO N	BCA	2022	Zetpeak(Phno. +91 9342068026)	420000
FARDEEN KHAN	BCA	2022	Zetpeak(Phno. +91 9342068026)	420000
KRITHAKA	BCA	2022	Zetpeak(Phno. +91 9342068026)	420000
KAVIYA M	BCA	2022	Zetpeak(Phno. +91 9342068026)	420000
AVIN KUMAR N	BCA	2022	Zetpeak(Phno. +91 9342068026)	420000

JAGURITHI M	BCA	2022	Zetpeak(Phno. +91 9342068026)	420000
SHARANYA G	BCA	2022	Zetpeak(Phno. +91 9342068026)	420000
BHARATH N	BSC	2022	Zetpeak(Phno. +91 9342068026)	420000
SOUKYA	MCOM	2022	IndusInd HR Solution	200000
M ZAKIRHUSSAIN	BA	2022	Simplilearn(+91 8042451111)	547500
VIDHYA M	BBA	2022	24/7 Customer Private Limited(Phno. 7980124030)	410000
GOWTHAMI R	BBA	2022	24/7 Customer Private Limited(Phno. 7980124030)	410000
TEJU B	BBA	2022	24/7 Customer Private Limited(Phno. 7980124030)	410000
DILLI KUMAR S	BBA	2022	24/7 Customer Private Limited(Phno. 7980124030)	410000

DEVARAJ G S	MBA	2022	Zetwerk(Phno. 0804697088)	1800000
HARISH	BCA	2022	Debtcare Enterprises Pvt Ltd(emailid: hrrbbo@debtcare.in)	300000

College Code : 7631



ಎಸ್.ಈ.ಏ ವಿಜ್ಞಾನ, ವಾಣಿಜ್ಯ ಮತ್ತು ಕಲಾ ಕಾಲೇಜು

(ಬೆಂಗಳೂರು ಉತ್ತರ ವಿಶ್ವವಿದ್ಯಾಲಯದಿಂದ ಸಂಯೋಜನೆಗೊಂಡಿದೆ ಹಾಗೂ ಕರ್ನಾಟಕ ಸರ್ಕಾರದಿಂದ ಮಾನ್ಯತೆ ಪಡೆದಿದೆ)

S.E.A COLLEGE OF SCIENCE, COMMERCE & ARTS

(Affiliated to Bengaluru North University, and Recognized by Govt.of Karnataka)
NAAC Accredited with 'B' Grade

UNIVERSITY RANK HOLDERS 2022-2023



MALATHI G .M

CS201304

M.SC COMPUTER SCIENCE

1ST RANK



SANDHYA .B .A

CS201309

M.SC COMPUTER SCIENCE

4TH RANK



NANDINI . N

CS201305

M.SC COMPUTER SCIENCE

5TH RANK



ABLE SHIBU

G1910603

BBA AVIATION

4TH RANK